A dark blue vertical bar is positioned on the left side of the page. A blue arrow-shaped banner points to the right, containing the date '11-11-2020'. In the bottom-left corner, there are several thin, curved lines in dark blue and light grey.

11-11-2020

AniView 1.6

Help documentation

DeadLine
CODEDEAD

Table of contents

1.	Introduction.....	2
2.	System requirements	2
3.	License	2
4.	Support	2
5.	Website	2
6.	General warning	3
7.	General functionality.....	4
7.2	Settings.....	4
8.	F.A.Q.	5
8.2	I am unable to open the application, what could be wrong?	5
8.3	The application crashed, what can I do?	5
8.4	How much does AniView cost?	5
8.5	Where can I download AniView?	5
8.6	How can I contact the developers if I have a question or need support?	5
8.7	Can I take a look at the source code behind AniView?	5
8.8	Why does my antivirus warn me about AniView?	5
8.9	Why does it take so long to display a GIF?	5
8.10	How can I donate?	5
9.	Image list	6

1. Introduction

AniView was created by DeadLine. This software can be used to view animated GIF images on a computer.

This software uses code and a custom control made by XamlAnimatedGif. You can find more information about XamlAnimatedGif here:

<https://github.com/XamlAnimatedGif/XamlAnimatedGif>

The theme used by AniView was created by Syncfusion. You can find more information about Syncfusion here: <https://www.syncfusion.com/>

Some images used by AniView were created by paomedia. You can find more information about paomedia here: <http://www.paomedia.com/>

Some images used by AniView were created by icons8. You can find more information about icons8 here: <https://icons8.com>

2. System requirements

Operating System	Windows 7 SP1 (x86 and x64), Windows 8.1 (x86 and x64), Windows 10 (x86 and x64), Windows Server 2008 R2 SP1 (x64), Windows Server 2012 (x64), Windows Server 2012 R2 (x64), Windows Server 2016 (x64)
Disk space	At least 40 MB disk space
RAM Memory	At least 50 MB RAM memory
Internet connection	Required to check for updates. This function can be turned off.
.NET Framework	.NET Framework 4.8

3. License

[AniView is licensed under the GNU GENERAL PUBLIC LICENSE.](#)

4. Support

If you need support, feel free to fill out the contact form on our website:

https://codedead.com/?page_id=145

Please add a screenshot of your issue if possible.

5. Website

You can find us on the web by clicking on the link below:

<https://codedead.com/>

6. General warning

Please read the following statement carefully:

CodeDead.com, and its contributors assume no responsibility for errors or omissions in the software or documentation available from the CodeDead.com web site.

In no event shall CodeDead.com and its contributors be liable to you or any third parties for any special, punitive, incidental, indirect or consequential damages of any kind, or any damages whatsoever, including, without limitation, those resulting from loss of use, data or profits, whether or not CodeDead.com, or its contributors have been advised of the possibility of such damages, and on any theory of liability, arising out of or in connection with the use of this software.

The use of the software downloaded through the CodeDead.com site is done at your own discretion and risk and with agreement that you will be solely responsible for any damage to your or other computer systems or loss of data that results from such activities. No advice or information, whether oral or written, obtained by you from CodeDead.com, its website, or its contributors shall create any warranty for the software.

7. General functionality

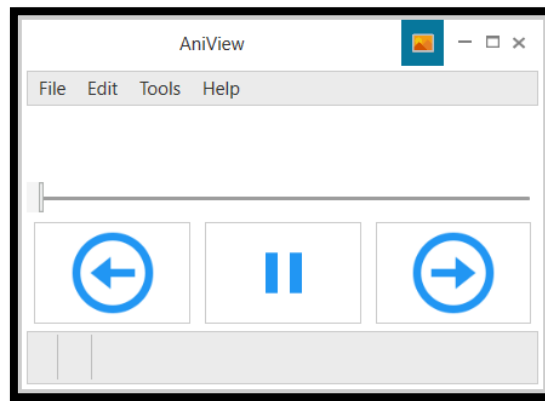


Figure 1 Main window

AniView can be used to view animated GIF images on your computer. You can also use AniView to export all the frames of a GIF image in a format of your choice.

Pressing the left or right arrow buttons will open the other animated GIF images that are located in the current working directory. The middle pin button can be used to pause or resume the current GIF image.

You can edit the current GIF image in your default image editor using the 'Edit' functionality, included in the menu bar.

7.2 Settings

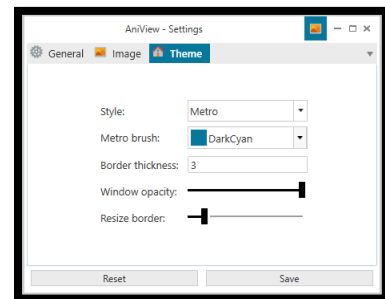
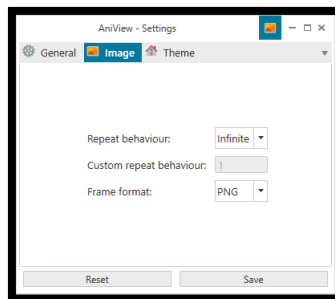
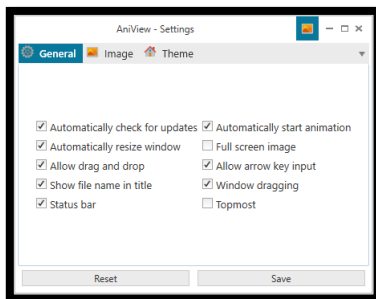


Figure 2 General settings | Figure 3 Image settings | Figure 4 Theme settings

AniView can be customized by editing the settings. The settings window can be found by opening AniView and selecting 'Tools' followed by 'Settings'.

In the settings window, you can perform any of the following actions:

- Disable or enable automatic updates
- Disable or enable drag and drop functionality
- Disable or enable automatic window resizing
- Disable or enable full screen image support
- Change the repeat behavior of animated GIF images
- Change the image format for exported frames
- Change the theme settings
- And more!

8. F.A.Q.

8.2 I am unable to open the application, what could be wrong?

Please make sure that your system is capable of running AniView by looking at the system requirements section of this document. It is very important to have the latest version of the .NET Framework installed on your machine. For this application, we require at least .NET Framework 4.8.

8.3 The application crashed, what can I do?

It is certainly not intended to crash! If it does happen, please send us an e-mail with details about the crash such as:

- What action makes it crash
- A screenshot
- Your system specifications

You can also create an issue on our GitHub page here:

<https://github.com/CodeDead/AniView/issues>

8.4 How much does AniView cost?

Nothing! It's absolutely free. If you paid for it, you should ask for your money back. The official site for AniView is:

<https://codedead.com/>

8.5 Where can I download AniView?

You can download it on the official website:

<https://codedead.com/>

8.6 How can I contact the developers if I have a question or need support?

You can contact us by filling in the form on our website:

https://codedead.com/?page_id=145

8.7 Can I take a look at the source code behind AniView?

Absolutely. AniView is an open-source tool. You can find the source code on GitHub:

<https://github.com/CodeDead/AniView>

8.8 Why does my antivirus warn me about AniView?

It's possible that your antivirus falsely identifies our software as malware. This is known as a false positive. If this happens, please contact your antivirus support service in order to unblock AniView.

Alternatively, you could also add an exception to your antivirus filter for AniView if this is supported by your antivirus solution.

8.9 Why does it take so long to display a GIF?

Due to the way AniView processes GIF images, it might take some time to render and display larger GIF images. This depends entirely on how fast your CPU is.

8.10 How can I donate?

You can donate by following the instructions placed on the page below:

https://codedead.com/?page_id=302

9. Image list

Figure 1 Main window	4
Figure 2 General settings Figure 3 Image settings Figure 4 Theme settings	4